

m.a.d.
**FURNITURE
DESIGN**

2024

NORTH AMERICA



RE-INTRODUCING

m.a.d. furniture design

Made for makers. Created for creators.

Since 2010, we've designed and made modern furniture that performs, inspires and is accessible to all — at work, home or play. Our products are created for you, the people who design and build inspired spaces for your clients. We hope you enjoy browsing our newest additions to the collection.

Cheers!

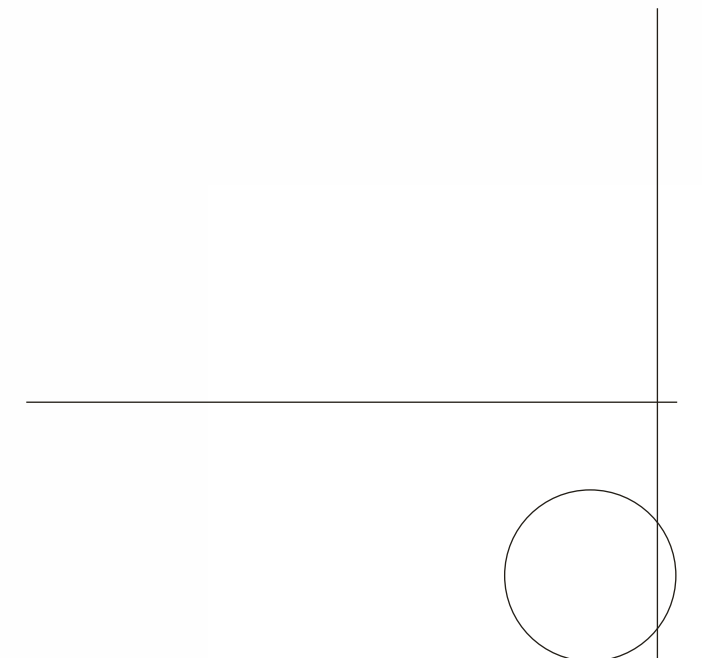
- Matt, Dan, and Mark

AIRFOIL

Dining/Work Table





Inspired by the shape of an airplane wing, the tapered, oval sectioned legs support a veneered or PU finished tabletop with a thin beveled edge detail. Optional connection hardware is available for attaching multiple tables for larger work spaces.



ALLY

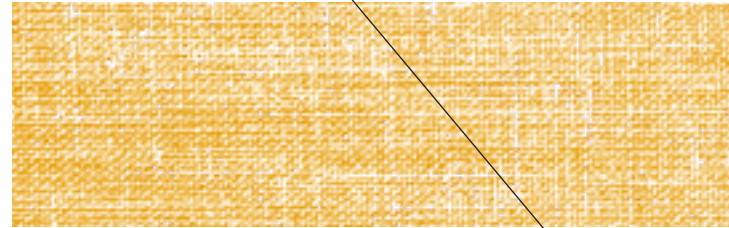
Outdoor/Indoor Chair, Cafe Table,
Counter Stool, Bar Stool




The Ally features a fully welded, all aluminum construction with a subtle textured finish is built to stand up to the demands of outdoor living. Featuring tapered legs that run the full length of the chair and terminate seamlessly into the back, the Ally is an elegant addition to any modern outdoor dining or entertaining space.

ARCHWAY

Bar Stool, Counter Stool




The striking Archway Bar and Counter Stools add a geometric pop to any home or commercial space. Gracefully arched steel tube legs support an upholstered seat cushion that appears to float on the soft, curved frames. Built to contract standards and available in monochromatic colorways, these pieces are sure to be the star of any room.



AXLE

Lounge Chair

Designed for the work place, the Axle features a pivoting back rest that adapts to the needs of the user. Sit more upright for work at a laptop, or pivot the back for a more relaxed lounge. The formed, powder coated steel frame gives the Axle a refined industrial aesthetic.



BENTO

Modular Seating



A fully modular system, Bento was conceived of and designed to be sustainable from the ground up. Using just 2 SKUs (armless chair, set of 2 arms), a range of seating options, from an armchair to 4-seater sofa can be configured. Each component in the Bento collection features an FSC certified solid wood frame with GRS, 100% post-consumer recycled PET fiber fill, and recycled PET and polyester blend fabric upholstery. The Bento is a step towards a better and more responsible way to design and manufacture, without sacrificing style or comfort.



CAPRI

Dining Chair



Soft and organically inspired in design, the Capri chair features a moulded foam seat and back, fully upholstered in fabric or eco-leather. Supported by sturdy, powder coated steel tube legs, this stackable chair is a flexible seating solution for any space.

CIRCA

Lounge Chair, Double Lounge, Side Chair



The Circa lounge features a soft, moulded foam seat and back with integral bolster, supported by a contrasting steel frame that wraps the curved back. Perfect for home, office or hospitality spaces where relaxed seating is needed.

The Circa side chair offers the same wrap around comfort as the lounge, but in a standard seat height chair.



CIRCA

Bar Stool, Counter Stool

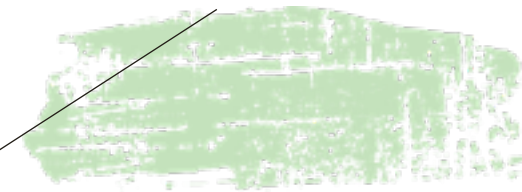


Based on our popular Circa lounge collection, the new Circa Bar and Counter Stools feature the same profiled, moulded foam seats, supported by tubular steel arms that gracefully wrap the curved back. Available in both fabric and eco-leather upholstery, this collection is designed and built to contract standards.





DELTA

Bar Stool, Counter Stool,
Bar Table, Dining Table



The Delta stool collection features three triangulated steel wire frames with integral footrests that support either a veneered seat or a fabric or leather upholstered seat. Visually minimal, but built to contract standards, these stools are great options for both dining and working environments.



ELLIS

Side Chair



Drawing inspiration from early 20th-century modern design, the Ellis side chair features a cantilevered steel tube frame that elegantly wraps 3 tubular, moulded foam seat and back cushions. Pure and minimal in form, this chair is a comfortable addition to any dining, work or living space.



GALLERY

Desk



Modern Scandinavian design meets work from home. The Gallery desk features a sculptural, solid wood leg frame that supports a tabletop with a tapered, gallery rail surround.




KICKSTAND

Lounge Chair



A fresh take on the classic club chair. A double-stitched, eco leather or fabric upholstered seat, supported by a powder coated, steel tube frame, defines the dynamic aesthetic of the Kickstand Lounge.



LOLLI II

Bar Stool, Counter Stool, Dining Chair



An update to our popular Lolli seating, this new collection features a plush, upholstered moulded foam seat, with a double stitched seam detail. Its classic, modern silhouette is complemented by a solid steel wire sled base with a durable powder coat finish.




PETAL

Dining Chair — Sled Leg, Four Leg



Defined by its compound, organic curves, the Petal chair features 2 sculptural, moulded foam cushions, supported by powder-coated steel four leg or sled leg base. Soft and comfortable but robust in its construction, the Petal is an elegant option for any commercial or residential space.



PIER

Table, Floor Lamp, Table Lamp


Elemental in form, the Pier table features a cast concrete base that acts as a counterweight to the steel tube upright and tabletop. Finished with a subtly textured powder coat, this industrially inspired accent table is a great addition to any modern space.

The Pier table and floor lamps juxtapose an elemental, raw concrete base against a slim powder coated steel upright with an opaque, white glass shade.



PIPER

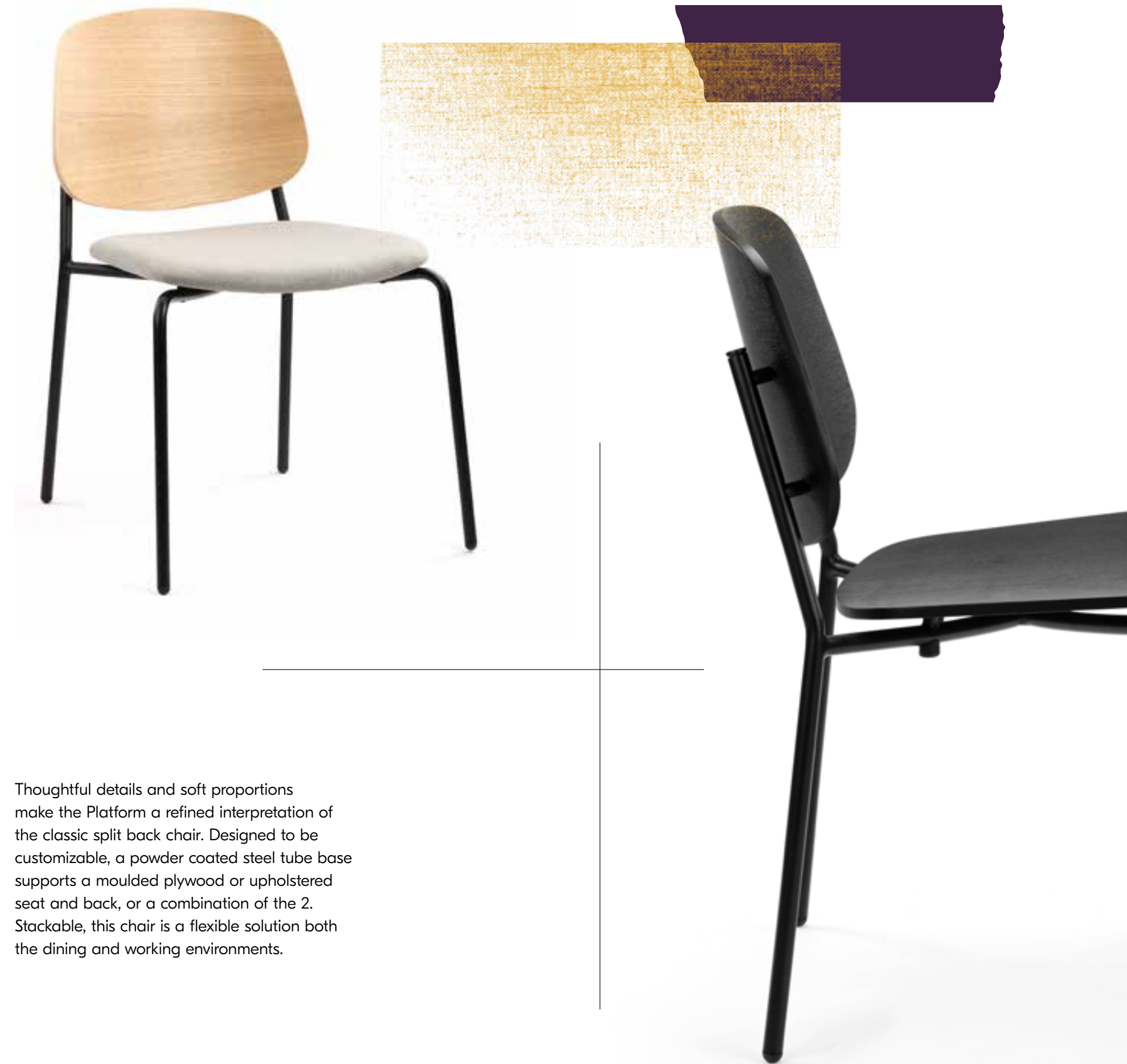
Swivel Lounge Chair



Bold and inviting in design, this generously scaled lounge is an invitation to relax. A semi-circular back and plush seat cushion are upholstered in a textured, recycled fabric, supported by a powder coated, 360° swivel base.

PLATFORM

Dining Chair



Thoughtful details and soft proportions make the Platform a refined interpretation of the classic split back chair. Designed to be customizable, a powder coated steel tube base supports a moulded plywood or upholstered seat and back, or a combination of the 2. Stackable, this chair is a flexible solution both the dining and working environments.

PLATFORM

Bar Stool, Counter Stool



Thoughtful details and soft proportions make the Platform a refined interpretation of the classic split back chair. Designed to be customizable, a powder coated steel tube base supports a moulded plywood or upholstered seat and back, or a combination of the 2. Stackable, this chair is a flexible solution both the dining and working environments.



ROLLO

Side Chair



Our Rollo Side Chair is a true expression of soft modern. Featuring a powder coated steel tube frame that supports an upholstered, moulded foam seat, it is available with either an upholstered or plywood back. Solid American Ash armrests with a profiled edge add a pleasant soft touch to this chair which sits comfortably in both the dining and work environments.



ROLLO

Task Chair




The Rollo Task Chair adds an element of functionality to the soft, modern profile of the Rollo side chair. With a swivel base and heavy-duty casters, as well as a height-adjustable seat, this chair is designed to make you more productive in the work or home office.



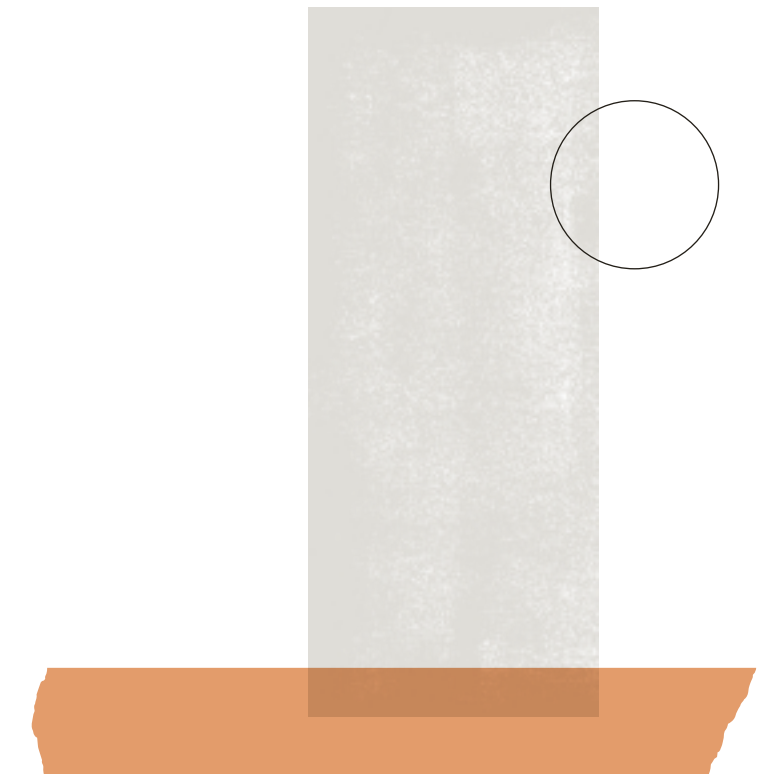
ROTO

Stool/Side Table,
Bar Stool, Counter Stool



A sculptural, moulded plastic form that does double duty as a stool and table. One side has a subtly curved seat to act as a stool, flip it over and it is a convenient side table with a flat tabletop surface. Used in multiples, the soft colors and sculptural shapes add sense of playfulness to any indoor or outdoor space.

The companion Roto counter and barstools feature a galvanized, matte powder coated steel tube frame that supports a moulded plastic seat. Perfect for indoor or outdoor entertaining spaces.



SLING

Dining Chair



Our best-selling collection, the Sling ticks all the boxes - modern, comfortable and functional. The Sling features a rear leg which follows the angle of the back, becoming both a structural support and design feature at the same time.



SLING

Bar Stool, Counter Stool



Our best-selling collection, the Sling ticks all the boxes - modern, comfortable and functional. The Sling features a rear leg which follows the angle of the back, becoming both a structural support and design feature at the same time.



SLING

Lounge Chair



Our best-selling collection, the Sling ticks all the boxes - modern, comfortable and functional. The Sling features a rear leg which follows the angle of the back, becoming both a structural support and design feature at the same time.



SLING

Outdoor Chair, Outdoor Table





The Sling outdoor chair and table are the latest additions to the popular Sling collection. Made for life outside, they are constructed of weather resistant, recycled aluminum, with a textured powder coat finish. Refined details such as clear rubber feet and recessed stacking bumpers complete the contract-quality construction of these pieces.

TAPER

Bar Table, Café Table




The Taper table collection, as its namesake implies, is defined by a subtly tapering upright, connecting the tabletop to a robust, thick steel base plate. The upright and base feature a durable powder coated finish, and the tabletop is available in a natural Ash veneer. Offered in both standard and bar heights, these simple and elegant tables provide a solid foundation for any contract or hospitality space.



THRU

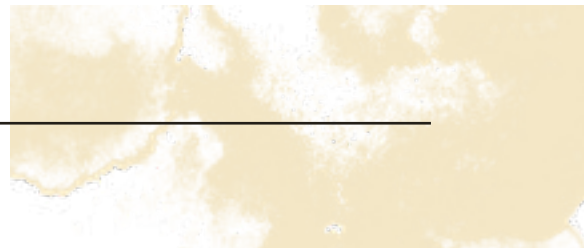
Dining Chair, Bar Stool, Counter Stool



Visually light but structurally strong, the stackable Thru chair is offered with either a moulded plywood or upholstered seat and back. Integrated stacking bumpers and custom moulded hardware covers reinforce the clean lines and geometry of this modern café chair.

TRACE

Dining Chair



Inspired by a gestural sketch of a chair, the Trace is defined by a continuous, single line of steel wire that supports a stitched leather seat and back panel. Designed to flex and fit to the user, sling seat and back is at once both comfortable and supportive.



TRANSIT

Dining Chair



The Transit collection has been in the m.a.d. collection from day one. It features a continuous, solid steel wire leg frame that supports moulded plywood seat and back panels. Minimal design with maximum impact, the Transit is a modern classic in the making.



TRANSIT

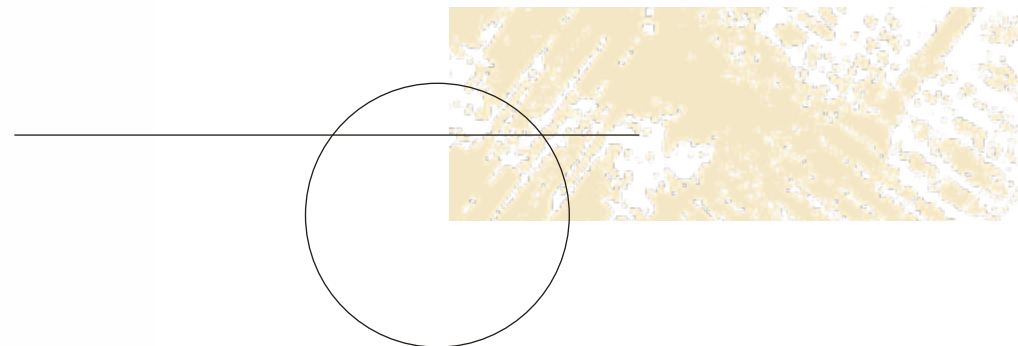
Bar Stool, Counter Stool

The Transit collection has been in the m.a.d. collection from day one. It features a continuous, solid steel wire leg frame that supports moulded plywood seat and back panels. Minimal design with maximum impact, the Transit is a modern classic in the making.

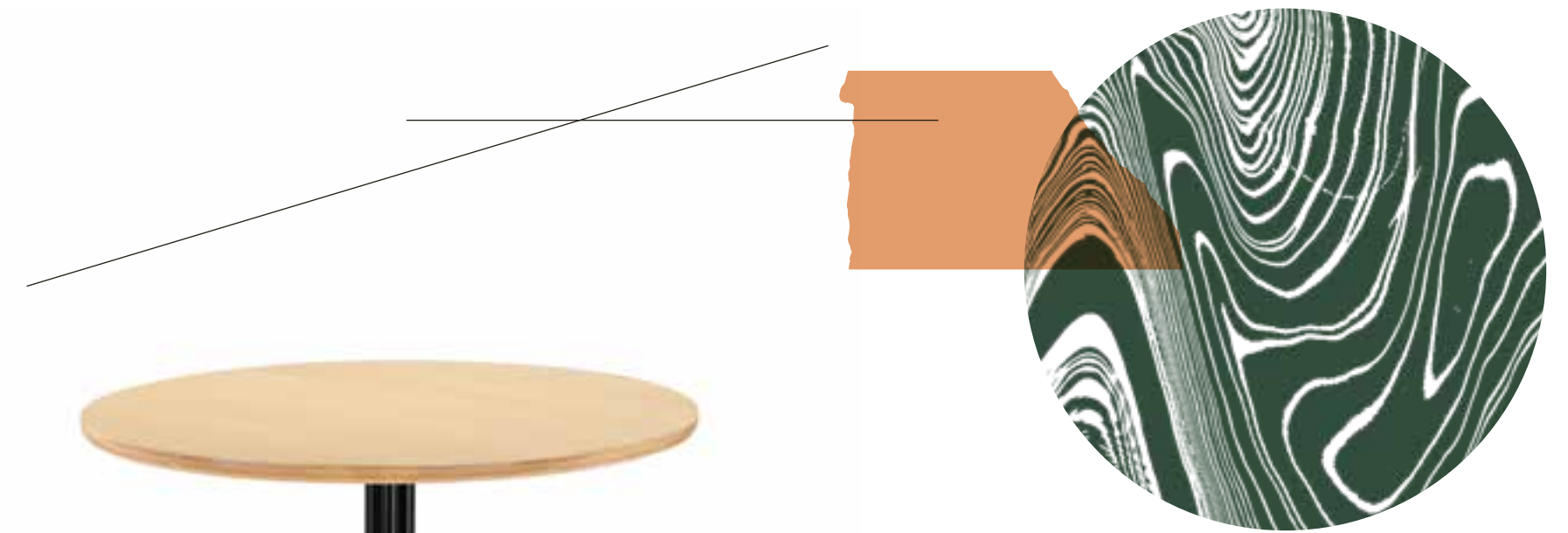


TRANSIT

Café Table



A modern take on the classic café table, the Transit table features 4 formed steel tube legs that effortlessly support a veneered plywood top. The classic proportions of this table will complement just about any chair in the m.a.d. collection.



URBAN

Modular Shelving/Planter




Make a dramatic statement with the modular Urban shelving unit. Consisting of a powder coated steel frame, 4 shelves and 4 bins, the layout can be configured as desired without the use of hardware. Additionally, the bins come with clear plastic liners, allowing them to be used as planters. Steel clips and floor anchor plates are included for securing multiple units.



URBAN

Modular Console/Planter
Modular Side Table/Planter



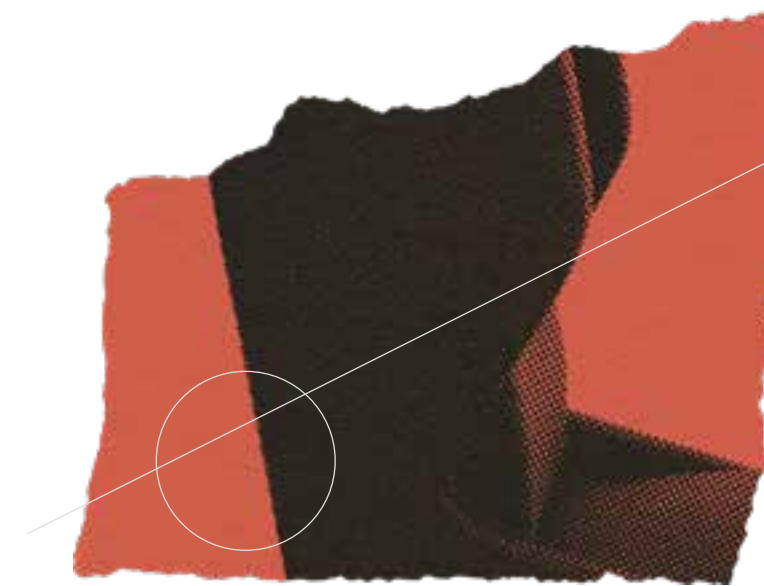
An expansion of our best-selling Urban Collection in a console configuration. Consisting of a powder coated steel frame, 3 shelves, and 3 bins, the layout can be configured as desired without the use of hardware. Steel clips are included for securing multiple units.

In addition, the Urban Side Table is a pure, architecturally inspired accent piece that complements any modern setting. Flexible in nature, the minimal leg frame supports an interchangeable shelf and storage bin that can be reconfigured without tools.

The bins for both the Console and the Side Table come with clear plastic liners, allowing them to be used as planters. Available in black or white.

WING

Lounge Chair



This generously scaled lounge is designed to create personal space for focus and relaxation in open plan work or home environments. Supported by a powder coated sled leg frame, the Wing lounge is a modern interpretation of the classic wingback chair.



©2024 m.a.d. North America LLC
6442 City West Parkway
Eden Prairie, MN 55344
800.867.0262

hello@madfurnituredesign.com

madfurnituredesign.com



[madfurnituredesign](https://www.facebook.com/madfurnituredesign)



[@madfurnituredesign](https://www.instagram.com/madfurnituredesign)

